

**Pearson Edexcel International Advanced Level**

**Thursday 17 January 2019**

Afternoon (Time: 1 hour 30 minutes)

Paper Reference **WDM01/01**

**Decision Mathematics D1**

**Advanced/Advanced Subsidiary**

**You must have:**

D1 Answer Book

**Candidates may use any calculator allowed by the regulations of the Joint Council for Qualifications. Calculators must not have the facility for symbolic algebra manipulation, differentiation and integration, or have retrievable mathematical formulae stored in them.**

### Instructions

- Use **black** ink or ball-point pen.
- If pencil is used for diagrams/sketches/graphs it must be dark (HB or B). Coloured pencils and highlighter pens must not be used.
- **Fill in the boxes** on the top of the answer book with your name, centre number and candidate number.
- Answer **all** questions and ensure that your answers to parts of questions are clearly labelled.
- Answer the questions in the D1 answer book provided  
– *there may be more space than you need.*
- You should show sufficient working to make your methods clear. Answers without working may not gain full credit.
- When a calculator is used, the answer should be given to an appropriate degree of accuracy.
- Do not return the question paper with the answer book.

### Information

- The total mark for this paper is 75.
- The marks for **each** question are shown in brackets  
– *use this as a guide as to how much time to spend on each question.*

### Advice

- Read each question carefully before you start to answer it.
- Try to answer every question.
- Check your answers if you have time at the end.

Turn over ►

P54952A

©2019 Pearson Education Ltd.

1/1/1/1/



Pearson

**Write your answers in the D1 answer book for this paper.**

1. (a) Define the term 'bipartite graph'.

(2)

Six workers, A, B, C, D, E and F, are to be matched to six tasks, 1, 2, 3, 4, 5 and 6

The table below shows the tasks that each worker is able to do.

Worker	Tasks
A	2, 4
B	5
C	3, 4
D	2
E	4, 5, 6
F	1, 6

- (b) Using Diagram 1 in the answer book, draw a bipartite graph to show the possible allocation of workers to tasks.

(1)

Initially, workers A, C, E and F are allocated to tasks 2, 4, 5 and 6 respectively.

- (c) Starting from the given initial matching, apply the maximum matching algorithm to obtain a complete matching. You must state the alternating paths that you use, and state your improved matching after each iteration.

(6)

**(Total 9 marks)**

---

2.

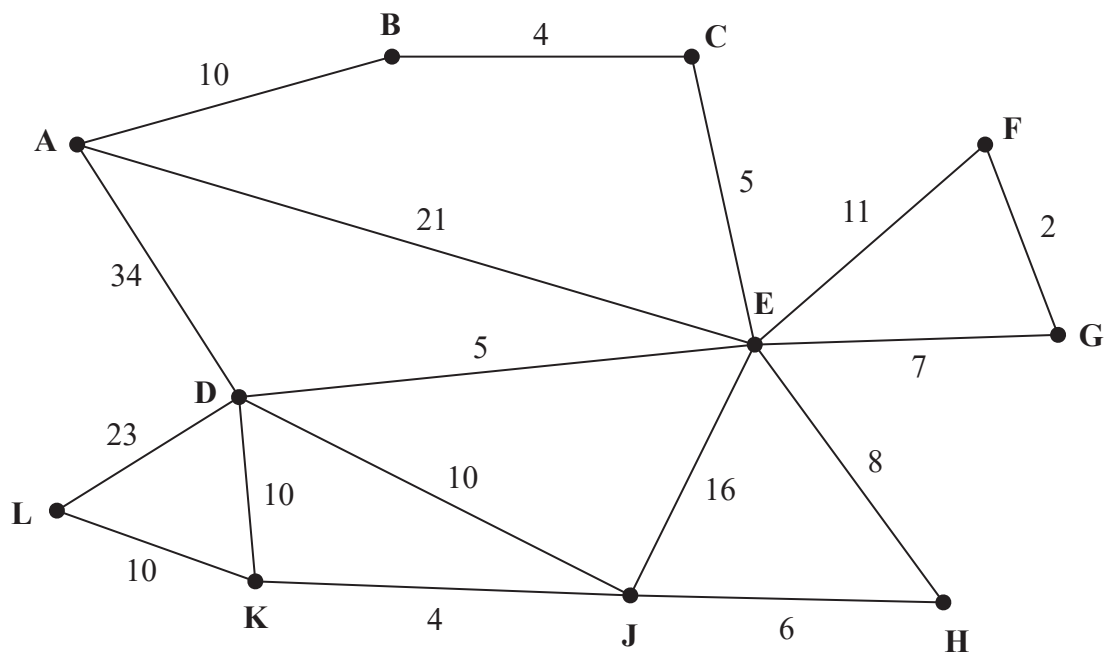


Figure 1

Figure 1 represents a network of roads. The number on each arc is the length, in km, of the corresponding road.

- (a) Use Dijkstra's algorithm to find the shortest route from A to L. State the shortest route and its length. (6)
- (b) Explain how you determined the shortest route from your labelled diagram. (2)
- (c) Find the length of the shortest route from J to F via A, and state your route. (2)

**(Total 10 marks)**

3.

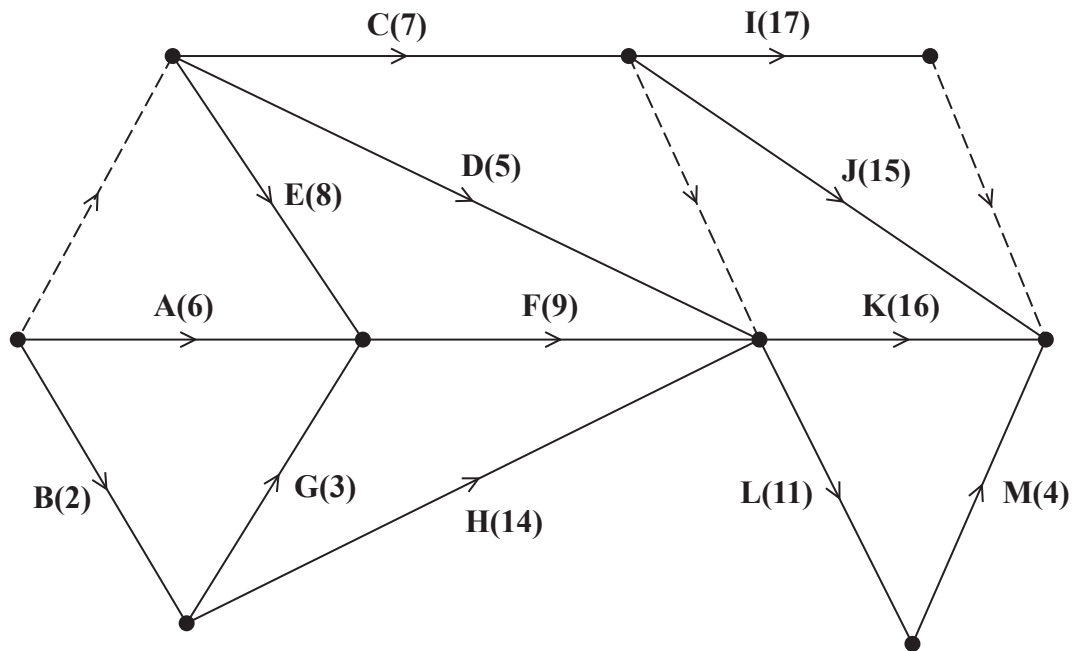


Figure 2

A project is modelled by the activity network shown in Figure 2. The activities are represented by the arcs. The number in brackets on each arc gives the time, in days, to complete the corresponding activity. Each activity requires one worker. The project is to be completed in the shortest possible time.

- (a) Complete Diagram 1 in the answer book to show the early event times and the late event times. (4)
- (b) State the critical activities. (1)
- (c) Draw a cascade (Gantt) chart for this project on Grid 1 in the answer book. (4)
- (d) Use your cascade chart to determine the minimum number of workers needed to complete the project in the shortest possible time. You must make specific reference to time and activities. (You do not need to provide a schedule of the activities.) (2)

**(Total 11 marks)**

4.

180 80 250 115 100 230 150 95 105 90 390

The numbers in the list above represent the weights, in kilograms, of 11 boxes. John must transport all the boxes using his van. You may assume the van has sufficient space for any combination of boxes. Each van load of boxes must weigh at most 475 kg.

- (a) Calculate a lower bound for the number of van loads needed to transport all 11 boxes. (2)
- (b) Use the first-fit bin packing algorithm to show how the boxes could be put into van loads. State the number of van loads needed according to this solution. (3)
- (c) Carry out a quick sort on the numbers in the list given above to produce a list of the weights in descending order. You should show the result of each pass and identify your pivots clearly. (4)
- (d) Use the first-fit decreasing bin packing algorithm on your ordered list to show how the boxes could be put into van loads. State the number of van loads needed according to this solution. (3)

Due to volume restrictions, the van cannot transport more than three boxes at any one time.

- (e) Show how the boxes could now be put into the minimum number of van loads. (2)

**(Total 14 marks)**

---

5.

Activity	Immediately preceding activities
A	–
B	–
C	–
D	B
E	A, D
F	B
G	B, C
H	E, F, G
I	F, G
J	G
K	H, I

(a) Draw the activity network described in the precedence table above, using activity on arc. Your activity network must contain only the minimum number of dummies.

(5)

Given that D is a critical activity,

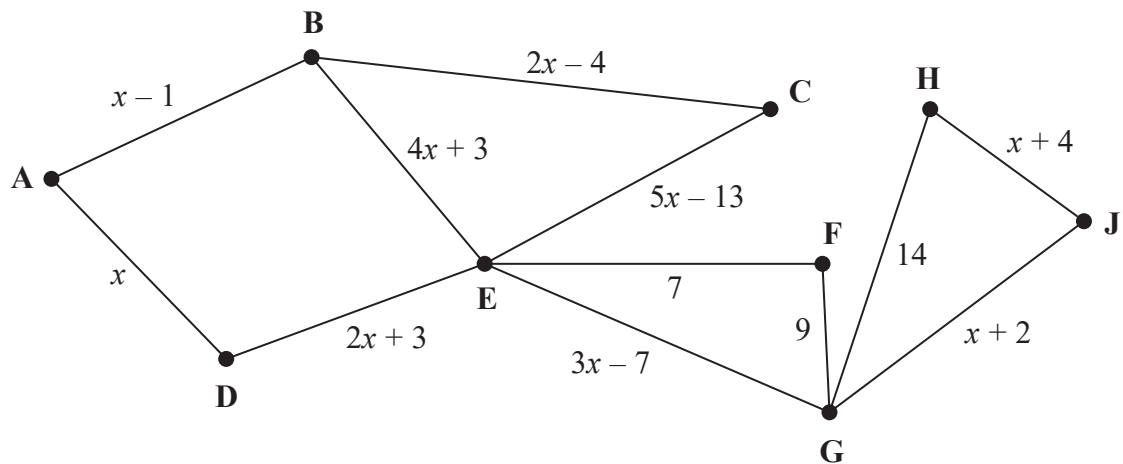
(b) state which other activities must also be critical.

(1)

**(Total 6 marks)**

---

6.



**Figure 3**

[The weight of the network is  $20x + 17$ ]

- (a) Explain why it is not possible to draw a network with an odd number of vertices of odd valency. (2)

Figure 3 represents a network of 12 roads in a city. The expression on each arc gives the time, in minutes, to travel along the corresponding road.

- (b) During rush hour one day  $x = 9$
- (i) Starting at A, use Prim's algorithm to find a minimum spanning tree. You must state the order in which you select the arcs of your tree.
- (ii) Calculate the weight of the minimum spanning tree. (4)

You are now given that  $x > 3$

A route that minimises the total time taken to traverse each road at least once needs to be found. The route must start and finish at the same vertex.

The route inspection algorithm is applied to the network in Figure 3 and the time taken for the route is 162 minutes.

- (c) Determine the value of  $x$ , showing your working clearly. (6)

**(Total 12 marks)**

7. A company makes two types of wooden bookcase, the *Manhattan* and the *Brooklyn*. The pieces of wood used for each bookcase go through three stages. They must be cut, assembled and packaged.

The table below shows the time, in hours, needed to complete each of the three stages for a single bookcase, and the profit made, in pounds, when each type of bookcase is sold. The table also shows the amount of time, in hours, that is available each week for each of the three stages.

	<i>Manhattan</i>	<i>Brooklyn</i>	Time available
Cutting (hrs)	1	4	30
Assembling (hrs)	1.5	4	35
Packaging (hrs)	2.5	3	45
Profit (£)	50	150	

Let  $x$  be the number of *Manhattan* bookcases made each week and let  $y$  be the number of *Brooklyn* bookcases made each week.

The company wishes to maximise its weekly profit. You may assume that all of the bookcases made each week will be sold.

- (a) Formulate this information as a linear programming problem. State the objective and list the constraints as simplified inequalities with integer coefficients. (3)
- (b) Represent these constraints on Diagram 1 in the answer book. Hence determine, and label, the feasible region,  $R$ . (4)
- (c) Use the objective line method to find the optimal vertex,  $V$ , of the feasible region. You must make your objective line clear and label  $V$ . (2)
- (d) State the number of each type of bookcase the company should make and calculate the maximum weekly profit. (2)

When the optimal solution to the linear programming problem is adopted, the time needed for one of the three stages of production is less than that available.

- (e) (i) Identify the stage for which the time needed is less than that available.
- (ii) Calculate the difference between the time available and the time used for this stage. (2)

**(Total 13 marks)**

---

**TOTAL FOR PAPER: 75 MARKS**

**END**



Please check the examination details below before entering your candidate information

Candidate surname

Other names

**Pearson Edexcel**  
**International**  
**Advanced Level**

Centre Number

--	--	--	--	--

Candidate Number

--	--	--	--	--

**Thursday 17 January 2019**

Afternoon (Time: 1 hour 30 minutes)

Paper Reference **WDM01/01**

**Decision Mathematics D1**  
**Advanced/Advanced Subsidiary**

**Answer Book**

Do not return the question paper with the answer book.

Total Marks

Turn over ►

P54952A

©2019 Pearson Education Ltd.

1/1/1/



Pearson

1. (a)

---

---

---

---

---

---

---

(b)




Diagram 1

---

---

---

---

---

---

---

---

---

---

---

---

---

---

---

---

---

---

---

---

---

---

---

---

DO NOT WRITE IN THIS AREA

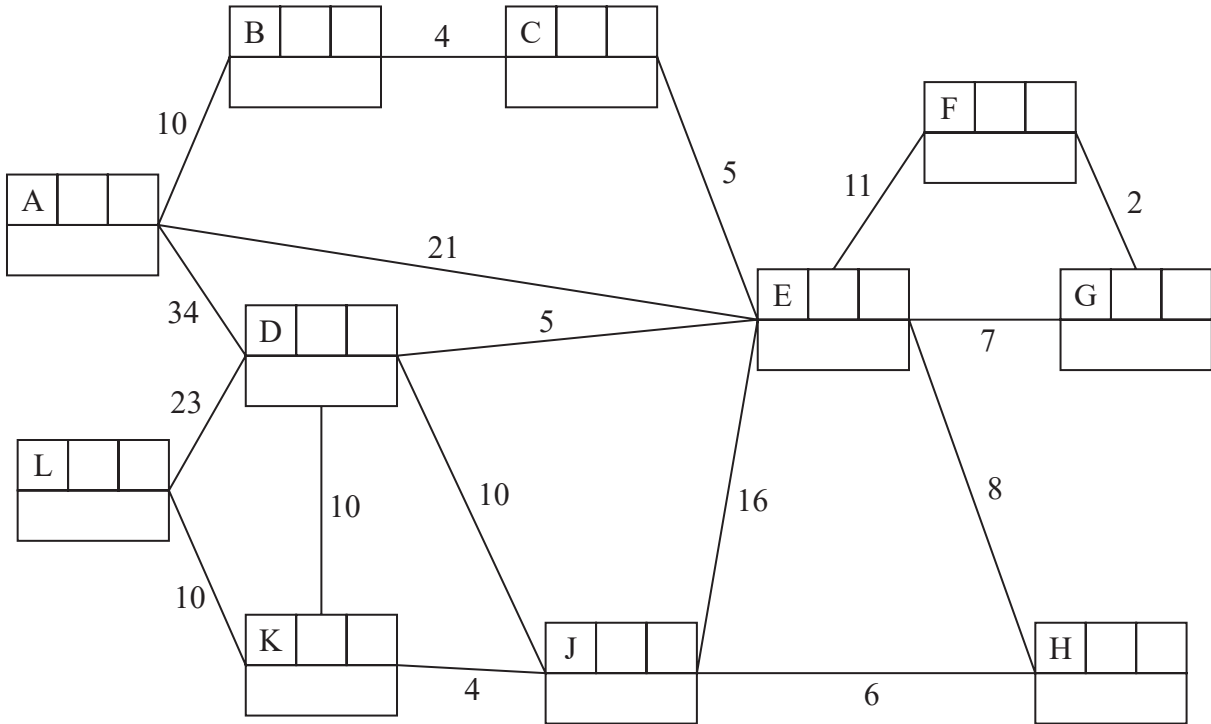
DO NOT WRITE IN THIS AREA

DO NOT WRITE IN THIS AREA





2.



Key:

Vertex	Order of labelling	Final value
Working values		

Shortest route: \_\_\_\_\_

Length of shortest route: \_\_\_\_\_

---

---

---

---

---

---

---

---

---

---

---

---

---

---

---

---

---

---

---

---

DO NOT WRITE IN THIS AREA

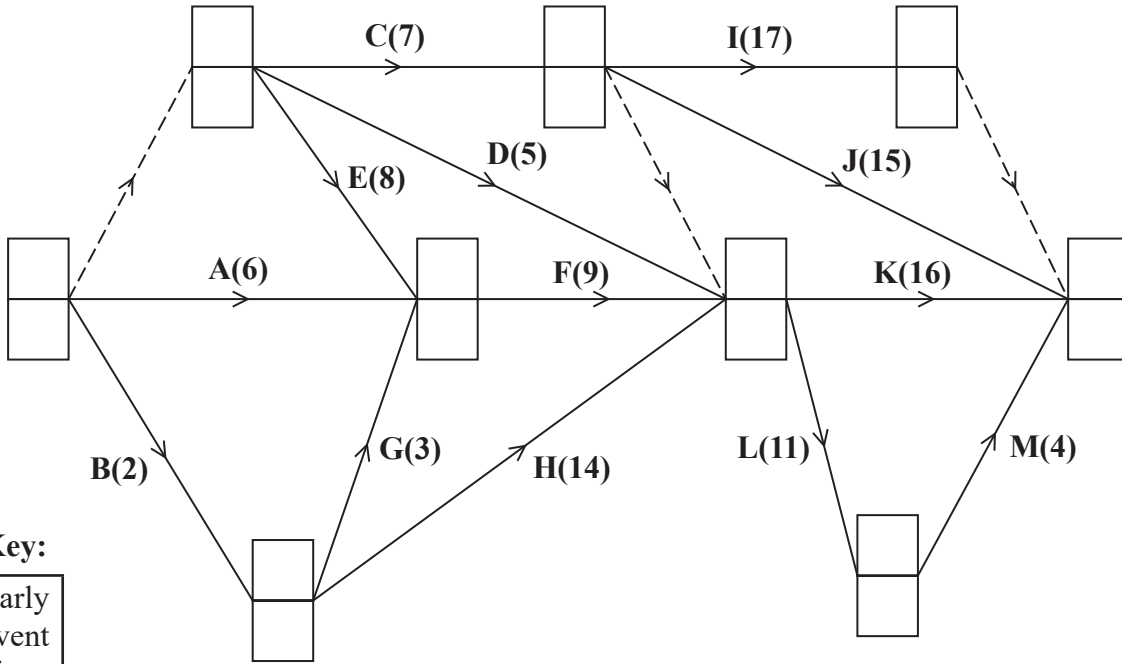
DO NOT WRITE IN THIS AREA

DO NOT WRITE IN THIS AREA





3.



**Key:**

Early event time
Late event time

Diagram 1

---

---

---

---

---

---

---

---

---

---

---

---

---

---

---

---

---

---

---

---

---

---

---

---

---

---

---

---

---


---

---



**Question 3 continued**

0 2 4 6 8 10 12 14 16 18 20 22 24 26 28 30 32 34 36 38



**Grid 1**

---

---

---

---

---

---

---

---

---

---

**(Total 11 marks)**

**Q3**

--	--

DO NOT WRITE IN THIS AREA

DO NOT WRITE IN THIS AREA

DO NOT WRITE IN THIS AREA



4.

180 80 250 115 100 230 150 95 105 90 390

Lined area for student response.

DO NOT WRITE IN THIS AREA

DO NOT WRITE IN THIS AREA

DO NOT WRITE IN THIS AREA











Leave  
blank

5.

DO NOT WRITE IN THIS AREA

DO NOT WRITE IN THIS AREA

DO NOT WRITE IN THIS AREA



**Question 5 continued**

Ruled area for writing the answer to Question 5 continued.

**Q5**

**(Total 6 marks)**

DO NOT WRITE IN THIS AREA

DO NOT WRITE IN THIS AREA

DO NOT WRITE IN THIS AREA



6. (a)

---

---

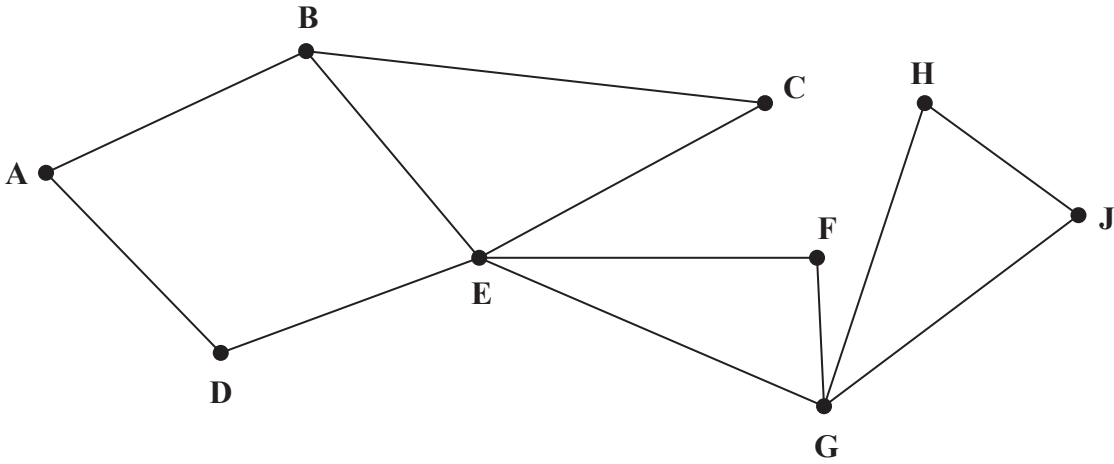
---

---

---

---

---



---

---

---

---

---

---

---

---

---

---

---

---

---

---

---

---

---

---

---

---

---

---

---

---

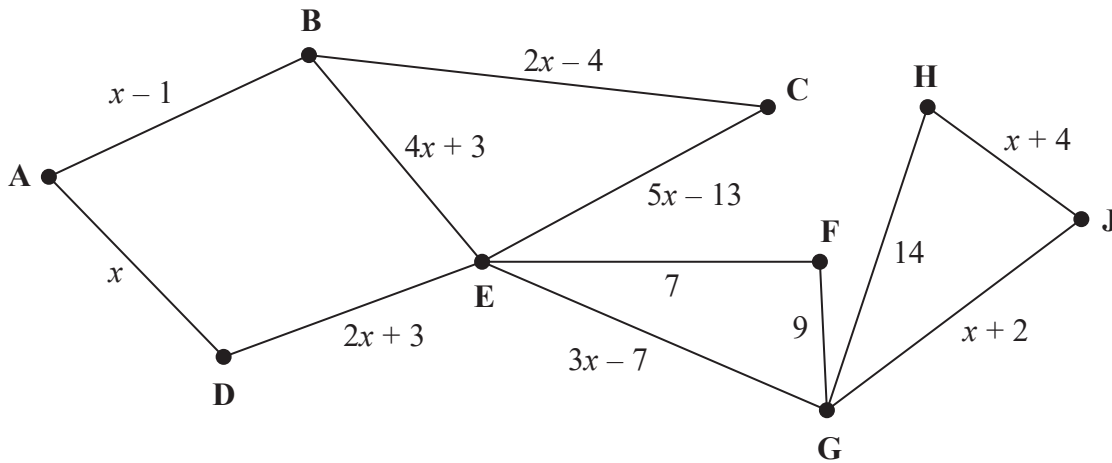
---

---

---



Question 6 continued



**Figure 3**

[The weight of the network is  $20x + 17$ ]

---

---

---

---

---

---

---

---

---

---

---

---

---

---

---

---

---

---

---

---

---

---

---

---

DO NOT WRITE IN THIS AREA

DO NOT WRITE IN THIS AREA

DO NOT WRITE IN THIS AREA





DO NOT WRITE IN THIS AREA

DO NOT WRITE IN THIS AREA

DO NOT WRITE IN THIS AREA

Leave  
blank

**Question 6 continued**

Lined writing area for the answer to Question 6. The area consists of 30 horizontal lines.

**(Total 12 marks)**

**Q6**

--	--





Question 7 continued

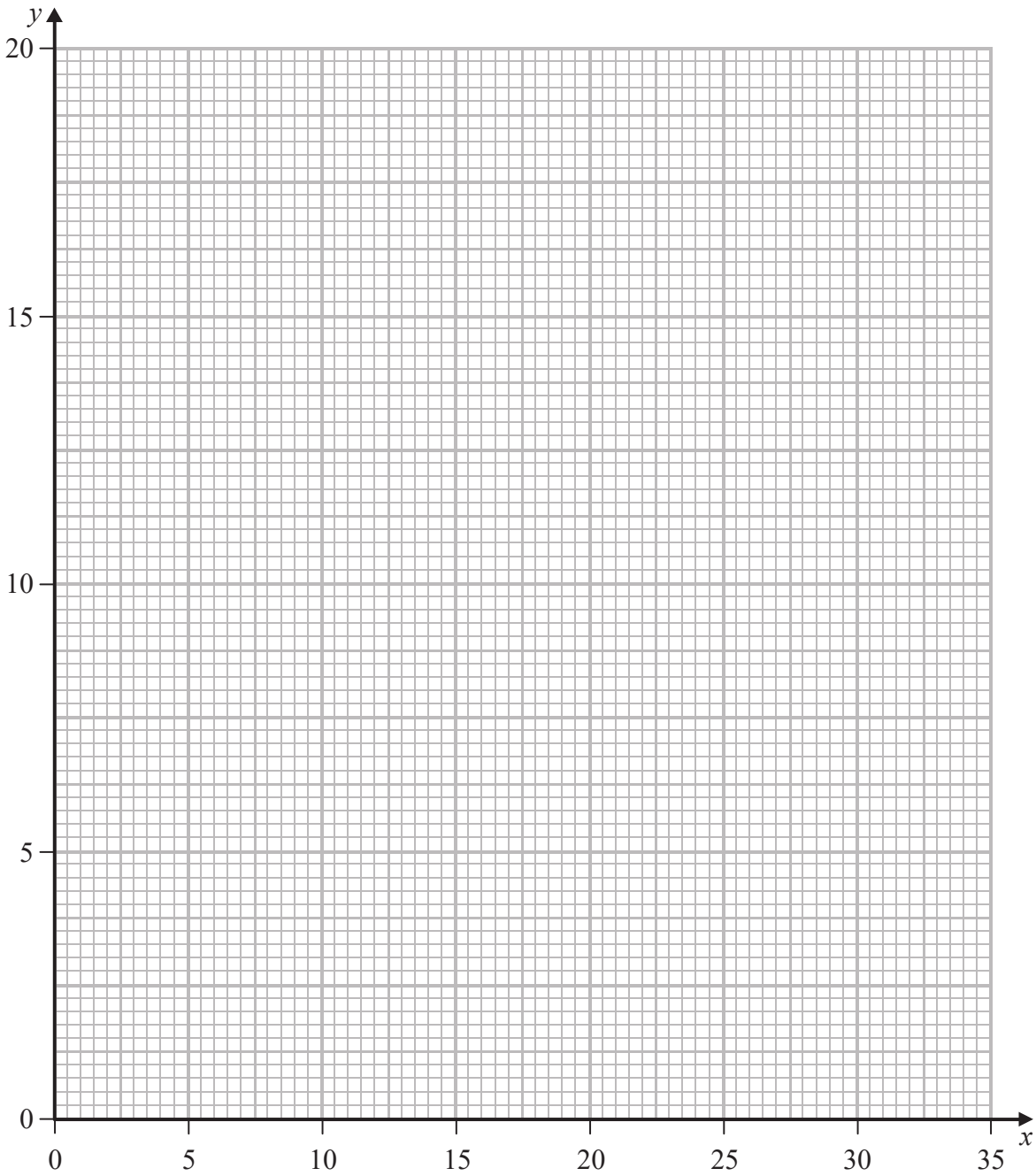


Diagram 1

---

---

---

---

---

---

---

DO NOT WRITE IN THIS AREA

DO NOT WRITE IN THIS AREA

DO NOT WRITE IN THIS AREA



